

# Bidirectional DC Wallbox

# DCW20/DCW40 Wallbox

The compact DC Wallbox DCW20/DCW40 with direct payment offers bidirectional charging\*, includes renewable energy sources and is compatible with public power grids. In short: DCW20/DCW40 is the future of ev charging.

## Bidirectional is the future

- Bidirectional charging allows electric cars to power homes, to participate in energy markets and to help businesses reduce energy costs. It is the future of ev charging and EnerCharge already offers this technology. The DC Wallbox DCW20/DCW40 uses EV batteries to power homes (vehicle-to-home V2H) and buildings (vehicle-to-building V2B) or to feed it back to the grid (vehicle-to-grid V2G). Furthermore, DCW20/DCW40 can be combined with renewable energy sources such as wind power or solar panels to save grid capacities.

## Two models - three versions

- EnerCharge offers two different models: DCW20/DCW40 and DC Wallbox: DCW20/40 ist equipped with an internal AC/DC-converter offering 20 or 40 kW maximum charging power. The DC Wallbox ist a slim and lightweight version combined with the external AC/DC-Converter "DC PowerUnit" for more powerful applications with max. 200 Ampere.

## CCS Combo-2

- The EnerCharge Wallbox charges electric vehicles using CCS Combo-2. The operation is particularly simple and intuitive thanks to the full-color touchscreen display, which is also readable at daylight. The cable measures up to 3.5 metres for comfortable and easy applications.

## The advantages at a glance:

- DC charging station with **20 kW or 40 kW charging power** (internal AC/DC-converter)
- Also available as dispenser combined with DC Power-Unit (external AC/DC-converter) and **max. 200 A**.
- **Bidirectional charging** offering V2B, V2H and V2G.
- Compatible with **renewable energy sources**: i.e. wind power or solar panels.
- Available with **CCS Combo-2** with a permanently connected charging cable (Cable length: 3.5 metres)
- Compatible with all 3-phase AC-Power Grids: **400 V<sub>AC</sub> +/- 10% (50/60 Hz)**
- **Fast and easy** installation
- High resolution **touchscreen display** for intuitive user guidance
- **Direct payment** with NFC compatible devices via e.g. Google Pay and Apple Pay.
- Integrated **Direct payment module** for ATM-, Giro-, Credit- and Customer-Cards.
- ATM- and Giro-Cards usable as customer cards.
- Robust housing for outdoor usage: **IP54** - interior and exterior
- **Future-proof**: compatible with next generation e-cars (V<sub>DC</sub>: 150 - 920 V)



## Innovative direct payment

- Offering flexible and versatile payment for smooth and fast charging sessions: EnerCharge means maximum payment convenience for your end customers. Payment is simple, smart and safe - without commitment and without membership.

Your customers pay with:

- Debit- and Giro-Cards:



- Credit-Cards:

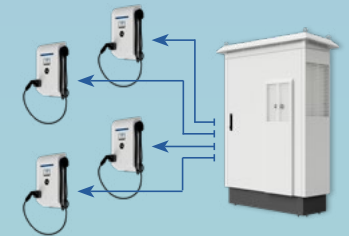


- Fleet Cards:



## DC Wallbox + DC Power-Unit

- EnerCharge also offers a slim and lightweight DC Wallbox for more powerful applications with an external AC/DC-Power Supply. Several "DC Wallboxes" can be combined with one or more „DC PowerUnits“ offering more versatile applications.




## DCW20/DCW40

- DCW20/40 ist equipped with an internal AC/DC-converter offering 20 or 40 kW maximum DC-charging power. DCW20/40 can be connected to the AC-Power Grid.



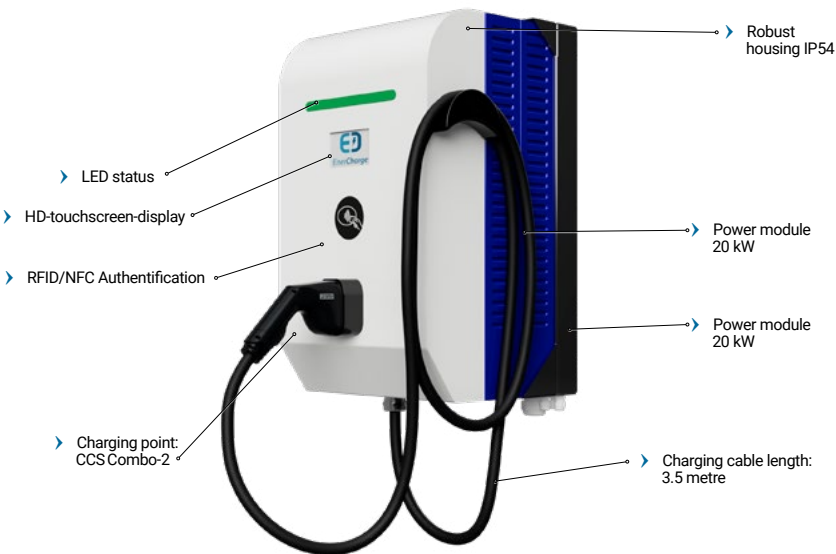
## CCS Combo-2

- The DCW20/DCW40 Wallbox is available with CCS Combo-2 charging plug with a 3.5 metre long charging cable.



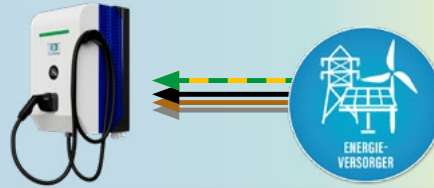
## #Transparent Charging

- **Modular product and service solutions:** 100% flexible and future-proof.
- **Highest end customer service:** No binding and maximum payment convenience.
- **Economical:** Fast profitability - no backend costs.



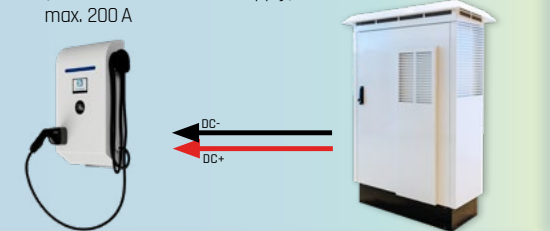
### » DCW20/DCW40:

1x CCS charging point  
Internal AC/DC-Converter - connect to AC-Power Grid  
max. Charging Power: 20 or 40 kW



### » DCW Wallbox + DC Power-Unit:

1x, 2x, 3x or 4x CCS charging point + DC Power-Unit  
(External AC/DC-Power Supply)  
max. 200 A



Features	DCW20 Wallbox	DCW40 Wallbox	DC Wallbox+DC PowerUnit
Optional Function	Bidirectional charging	-	-
Housing	Robust and compact design (IP54)		
Status display	High resolution HD-Touchscreen, online access		
AC/DC Converter	Integrated AC/DC Power Supply		External AC/DC Power Supply "DC PowerUnit"
Connection type	1x CCS Combo-2	1x CCS Combo-2	1x CCS Combo-2
Charging voltage	DC	DC	DC
Charging power	20 kW	40 kW	40 kW
VDC max.	150 - 920 V <sub>DC</sub>	150 - 920 V <sub>DC</sub>	150 - 920 V <sub>DC</sub>
Charging points	1	1	1
Usability	Easy, barrier-free		
Integrated direct payment	Direct billing: ATM card (EC card), credit card, with PIN input field, contactless payment with RFID/NFC, NFC for GooglePay, ApplePay and AmazonPay, membership cards, discount cards, Bluetooth with EnerCharge-APP, mobile payment.		
Display	HD-Touchscreen / adaptable user menu		
Communication	OCPP 2.0.1 (Open Charge Point Protocol)		
Dimensions	H/W/D: 700 / 406 / 145 mm (casing); add. depth per Power Module: 96 mm		
Weight	abt. 40 kg (w/o charging cable)	abt. 65 kg (w/o charging cable)	abt. 15 kg + 300 kg (PowerUnit)
Future-proof	Yes		
User-friendliness	★★★★★		
Cable length:	3.5 metres		
Installation effort	very low		low
Temperature range	Operating temperature / Storage: - 35 to +55 degree Celsius		
Power connection	400 V <sub>AC</sub> (50/60 Hz) 3-phase (3P+N+PE) DCW20: 38 A nominal current (Circuit breaker 40 A/B/3P+N)	400 V <sub>AC</sub> (50/60 Hz) 3-phase (3P+N+PE) DCW40: 76 A nominal current (Circuit breaker 80 A/B/3P+N)	DC (+/-) from DC Power-Unit to DCW Wallbox, max. 70 meters.